



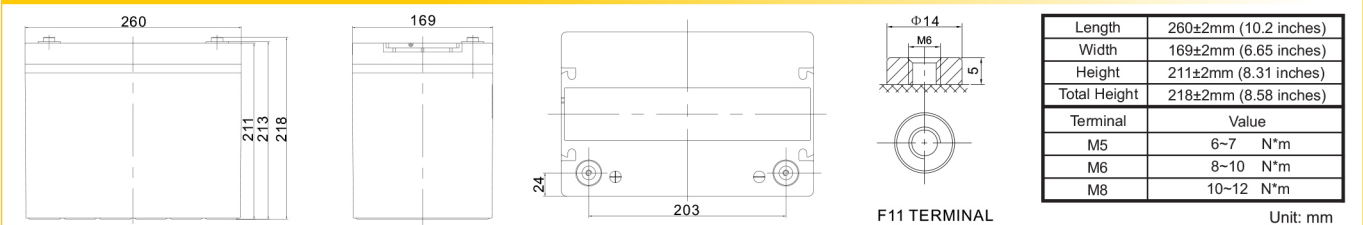
Specification

Cells Per Unit	6
Voltage Per Unit	12
Nominal Capacity	75Ah@10hour-rate to 1.80V per cell @25°C
Weight	Approx. 23.5 Kg (Tolerance ±2.0%)
Internal Resistance	Approx. 6.5 mΩ
Terminal	F15(M6)/F11(M6)
Max. Discharge Current	750A (5 sec)
Short Circuit Current	1720A
Design Life	12 years (Float charging)
Recommended Maximum Charging Current	22.5 A
Reference Capacity	C3 58.2AH C5 67.0AH C10 75.0AH C20 79.4AH
Standby Use Voltage	13.6 V~13.8 V @ 25°C Temperature Compensation: -3mV/°C/Cell
Cycle Use Voltage	14.6 V~14.8 V @ 25°C Temperature Compensation: -4mV/°C/Cell
Operating Temperature Range	Discharge: -20°C~60°C Charge: 0°C~50°C Storage: -20°C~60°C
Normal Operating Temperature Range	25°C ±5°C
Self Discharge	Valve Regulated Lead Acid (VRLA) batteries can be stored for up to 6 months at 25°C and then recharging is recommended. Monthly Self-discharge ratio is less than 3% at 25°C. Please charge batteries before using.
Container Material	A.B.S. UL94-HB, UL94-V0 Optional.

RMX12-80 model is a general purpose battery with 12 years design life in float service. It meets with IEC, JIS, BS and YDT standards. With advanced AGM valve regulated technology and high purity raw material, the RMX series battery maintains high consistency for better performance and reliable standby service life. It is suitable for UPS/EPS, Telecom, power grid, medical equipment, emergency light and security system applications.



Dimensions



Constant Current Discharge Characteristics : A (25°C)

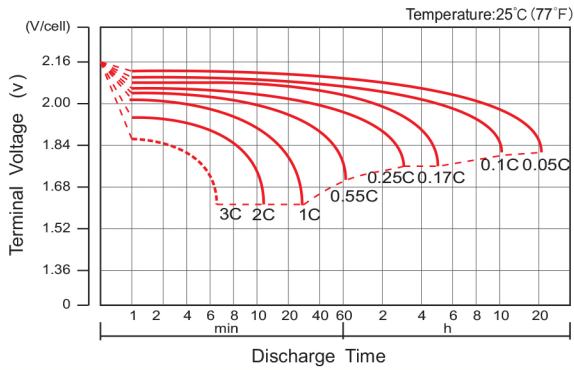
F.V/Time	10MIN	15MIN	30MIN	1HR	2HR	3HR	4HR	5HR	8HR	10HR	20HR
1.60V	184.2	137.3	79.48	46.64	27.94	20.52	16.67	14.07	9.40	7.99	4.10
1.65V	178.7	133.7	77.74	45.78	27.53	20.25	16.46	13.91	9.31	7.92	4.07
1.70V	171.5	129.0	75.43	44.64	26.99	19.88	16.18	13.69	9.18	7.82	4.02
1.75V	162.2	122.9	72.41	43.13	26.27	19.40	15.82	13.40	9.01	7.68	3.97
1.80V	150.3	114.9	68.50	41.17	25.33	18.77	15.33	13.02	8.79	7.50	3.89
1.85V	135.4	104.9	63.50	38.63	24.09	17.94	14.70	12.52	8.49	7.27	3.78

Constant Power Discharge Characteristics : WPC (25°C)

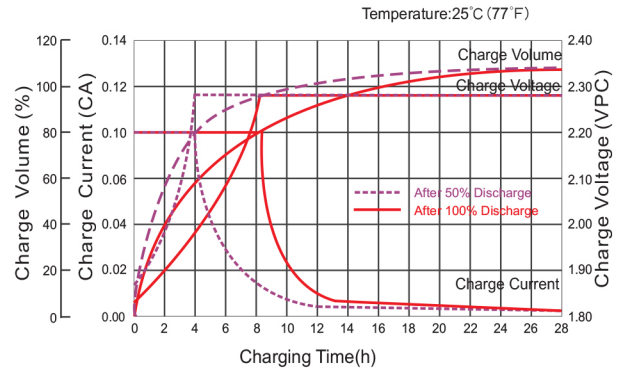
F.V/Time	10MIN	15MIN	30MIN	1HR	2HR	3HR	4HR	5HR	8HR	10HR	20HR
1.60V	317.9	243.7	146.5	88.52	53.76	39.78	32.48	27.53	18.63	15.95	8.19
1.65V	316.6	242.3	145.5	87.80	53.36	39.49	32.24	27.35	18.50	15.83	8.14
1.70V	307.2	235.8	141.9	85.90	52.46	38.88	31.77	26.98	18.28	15.64	8.06
1.75V	295.7	227.8	137.7	83.42	51.30	38.10	31.17	26.50	17.98	15.39	7.96
1.80V	278.8	216.1	131.5	80.01	49.70	37.00	30.33	25.84	17.57	15.05	7.81
1.85V	255.7	200.1	123.1	75.62	47.54	35.52	29.19	24.93	17.02	14.60	7.61

(Note) The above characteristics data are average values obtained within three charge/discharge cycle not the minimum values.

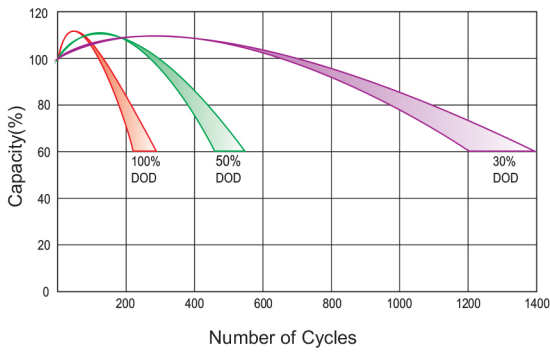
Discharge Characteristics Curve



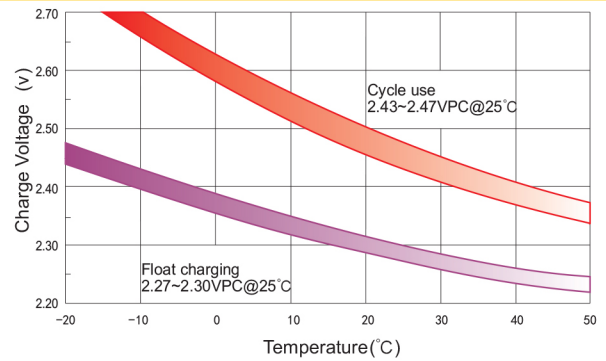
Charge Characteristic Curve For Standby Use



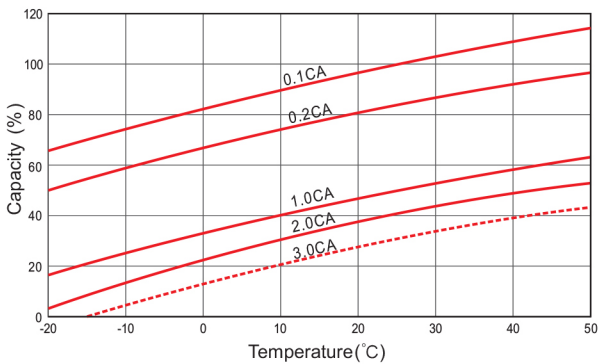
Cycle Life In Relation To Depth Of Discharge



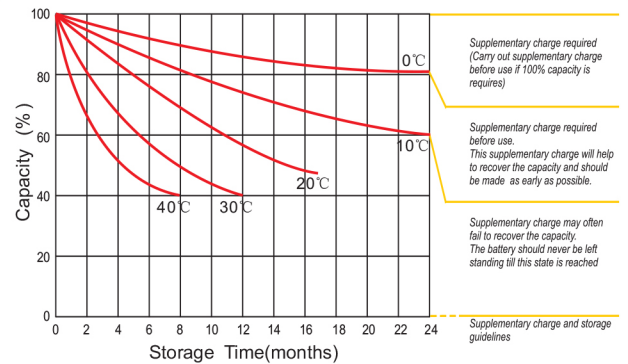
Relationship Between Charging Voltage And Temperature



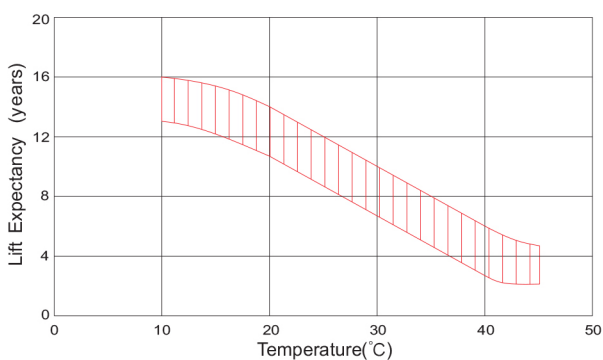
Temperature Effects On Capacity



Storage Characteristics



Effect Of Temperature On Long Term Life



Life Characteristics Of Standby Use

